
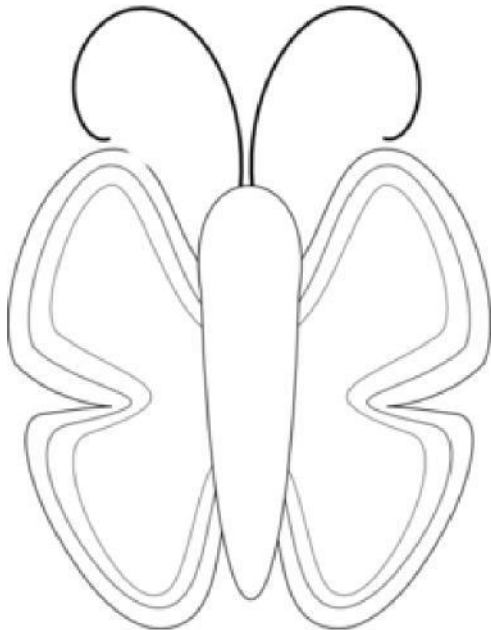






INSTRUCTION FOR THE SEASON OF EASTER ACTIVITY

Supplies for Easter Activity:

- Printout of the Easter symbols (OR draw your own)
- Crayons/markers
- Scissors to cut out
- *Then depending on the project you choose:*
 - *Easter mobile:* yarn and sticks/hanger
 - *Easter Collage:* tape to put on windows/wall OR glue symbols to paper
 - *Easter tree:* string, bare branches secured with stones in a deep jar
- For Easter symbols, you can simply let the children create them, or you can print out symbols for them to decorate and color. If you print them out for them to color, have each child working on the same symbol each week. (see the end of the lesson)







[ME1]